



XBOX 360™

XBOX  
LIVE

# SURF'S UP™



EVERYONE 10+



CONTENT RATED BY  
ESRB



UBISOFT™

**! WARNING**

Before playing this game, read the Xbox 360 Instruction Manual and any peripheral manuals for important safety and health information. Keep all manuals for future reference. For replacement manuals, see [www.xbox.com/support](http://www.xbox.com/support) or call Xbox Customer Support.

**Important Health Warning About Playing Video Games**

**Photosensitive Seizures**

A very small percentage of people may experience a seizure when exposed to certain visual images, including flashing lights or patterns that may appear in video games. Even people who have no history of seizures or epilepsy may have an undiagnosed condition that can cause these "photosensitive epileptic seizures" while watching video games.

These seizures may have a variety of symptoms, including lightheadedness, altered vision, eye or face twitching, jerking or shaking of arms or legs, disorientation, confusion, or momentary loss of awareness. Seizures may also cause loss of consciousness or convulsions that can lead to injury from falling down or striking nearby objects.

Immediately stop playing and consult a doctor if you experience any of these symptoms. Parents should watch for or ask their children about the above symptoms—children and teenagers are more likely than adults to experience these seizures. The risk of photosensitive epileptic seizures may be reduced by taking the following precautions:

- Sit farther from the screen.
- Use a smaller screen.
- Play in a well-lit room.
- Do not play when you are drowsy or fatigued.

If you or any of your relatives have a history of seizures or epilepsy, consult a doctor before playing

**Technical Support**

Before contacting Ubisoft's Technical Support Department, please first read through this manual. Also browse through our FAQ listings or search the support database at our website, <http://support.ubi.com>. Here you will find the most recently updated information since the game's release.

Whenever you contact the Technical Support Department, please include the following information or have it available if you are calling:

- Full product title
- Game console you are using

**Support Over the Internet**

This is the best way to find answers to common issues with our games. Our Frequently Asked Questions list is available 24 hours a day, 7 days a week and contains the most up-to-date Technical Support information available, including patches that can be downloaded free of charge. We update the Support pages on a daily basis, so please check here first for solutions to your problems:

<http://support.ubi.com>.

**Contact Us by Webmail**

Due to high volumes of spam, viruses, and other non-support-related contacts, we no longer offer support via standard email. However, we do provide something better, webmail. By taking your questions directly through our website we have completely eliminated all spam contacts. As a result, we are able to respond to your questions much more quickly than we could through standard email. To send us a webmail, simply log into our site at <http://support.ubi.com>.

From this site, you will be able to enter the Ubisoft Solution Center, where you can browse through our lists of Frequently Asked Questions (FAQ), search our database of known problems and solutions, and send in a request for personal assistance from a Technical Support representative by using the **Ask a Question** feature on the Frequently Asked Questions page. Most webmail contacts are responded to within two business days.

**Contact Us by Phone**

You can also contact us by phone by calling **(919) 460-9778** (for our customers in Quebec we provide French language support at (866) 824-6515). Please note that this number is for technical assistance only. No gameplay hints or tips are given over the Technical Support line. When calling our Technical Support line, please make sure you are in front of your gaming system and have all of the necessary information listed above at hand. Be advised that our Technical Support representatives are available to help you **Monday through Friday from 9 am–9 pm Eastern Time** (French language support available from 7 am–4 pm EST). While we do not charge for technical support, normal long distance charges apply. To avoid long distance charges, or to contact a support representative directly after these hours, please feel free to browse our Frequently Asked Questions lists or to send us a webmail. Webmail questions usually receive a response within two business days.

**Contact Us by Standard Mail**

If all else fails you can write to us at:  
 Ubisoft Technical Support • 3200 Gateway Centre Blvd. • Suite 100 • Morrisville, NC 27560

**Return Policy**

Please do not send any game returns directly to Ubisoft before contacting Technical Support. It is our policy that game returns must be dealt with by the retailer or online site where you purchased the product. If you have a damaged or scratched CD, please visit the FAQ listing for your game and get the latest replacement policy and pricing. We will not accept unsolicited returns/exchanges without prior approval and an RMA (Return Materials Authorization) number from a support representative.

Microsoft, Xbox, Xbox 360, Xbox LIVE, and the Xbox logos are trademarks of the Microsoft group of companies.

7.087 in.  
42p6.25 picas  
180mm

4.528 in.  
27p2 picas  
115mm

4.528 in.  
27p2 picas  
115mm

# TABLE OF CONTENTS

GAME CONTROLS .....



XBOX LIVE® .....



INTRODUCTION .....



PLAY THE GAME .....



THE SURFERS .....



GAME SCREEN .....



SURFING .....



SURFER AND BOARD SELECTION .....



LEAF SLIDING (UNLOCKABLE) .....



ITEMS AND COLLECTIBLES .....



MULTIPLAYER .....



EXTRAS .....



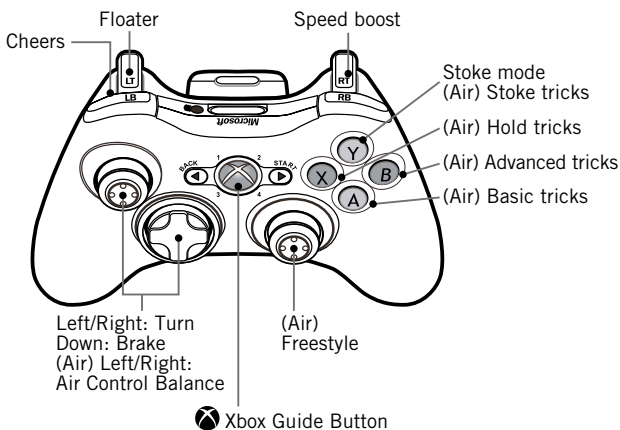
WARRANTY .....



TECHNICAL SUPPORT . . . INSIDE BACK COVER



# GAME CONTROLS



## XBOX LIVE

Play anyone and everyone – anytime, anywhere – on Xbox LIVE®. Build your profile (your gamer card). Chat with your friends. Download additional content at Xbox LIVE Marketplace. Send and receive voice and video messages. Get connected and join the revolution.

## CONNECTING

Before you can use Xbox LIVE, connect your Xbox 360™ console to a high-speed Internet connection and sign up to become an Xbox LIVE member. For more information about connecting, and to determine whether Xbox LIVE is available in your region, go to [www.xbox.com/live](http://www.xbox.com/live).

## FAMILY SETTINGS


These easy and flexible tools enable parents and caregivers to decide which games young game players can access based on the content rating. For more information, go to [www.xbox.com/familysettings](http://www.xbox.com/familysettings).

# INTRODUCTION

Every year, surfers from all over the world travel to Pen Gu Island to participate in the biggest surfing competition of all: Reggie Belafonte's Big Z Memorial Surf-Off. Taking place in various surf spots around Pen Gu, the competition is only open to the cream of the crop. Contestants are expected to surf in all conditions: at night, during a storm, between icebergs...not even a volcanic eruption will stop them! However, one thing stands between these contenders and victory: Tank, the nine-time champion, ready to do whatever it takes to stop any challenger who might stand between him and that 10th trophy. What kind of surfer are you? A wave-ripper, going for the glory? Or a mellow, "enjoy the ride" type of surfer? One thing's for sure, by the end of this competition, you'll be a true Surf Legend!

# PLAY THE GAME

## START MENU

Press the  button to begin.



## CREATE GAME

Select the Create Game option. Use the **⬇** to move around, and choose each letter by pressing the **A** button. When you're finished, select the OK icon and press the **A** button.






## SELECT SAVED GAME

Choose Select Saved Game and use the **⬇** to move through the options and select your profile. Press the **A** button to confirm the selection.



## MAIN MENU




Use the  or the  to navigate this menu. Press the  button to select one of these options:

- **Championship:** Start competing in the championship or continue a saved game.
- **Multiplayer:** Surf against friends at the surfing spot of your choice.
- **Leaf Sliding (unlockable):** Slide on a leaf inside the volcano's lava-made tunnels.
- **Options:** Adjust various settings. The settings you choose are saved to the current game.
- **Extras:** Watch videos and production art, enter cheat codes, and view the list of people who helped create this game.
  - **Leaderboard:** Go online and see where you stand among the world's best surfers.





## WORLD MAP

Use the  or the  to navigate this menu. Choose a surfing spot and press the  button to zoom in to the area. Once zoomed in, you can select the level.



## PAUSE MENU

During the game press the  button to access the Pause menu:

- **Return to Game**
- **Options:** Adjust various settings. The settings you choose are saved to the current game.
- **Restart Level.**
- **Quit Level:** Lose your current progress and return to the World Map.
- **Select Music:** Select the musical track. The number of tracks will increase throughout the game.





# THE SURFERS



## CODY MAVERICK

Quick and brash, Cody knows what it takes to succeed, but he has also learned how to enjoy the ride.

- **Origin:** Shiverpool
- **Style:** Carver
- **Starting board:** Cody's Board



## LANI

A lifeguard and an accomplished surfer, Lani knows how to keep her cool in dicey situations.

- **Origin:** Pen Gu Island
- **Style:** Aerial
- **Starting board:** Hibiscus Board



## CHICKEN JOE

Chicken Joe is a mellow but talented surfer. He may be a little bit “out of it,” but he’s a surfer with moves no one’s seen before.

- **Origin:** Lake Michigan
- **Style:** Acrobat
- **Starting board:** Corn Board



## RORY NUBBINS

Rory is a well-balanced surfer with personality. But nobody knows the secret to his success because no one can understand him when he speaks.

- **Origin:** Australia
- **Style:** Aerial
- **Starting board:** Aussie Blast



## **TATSUHI KOBAYASHI (UNLOCKABLE)**

Tatsuhi's success is greatly due to his technologically advanced surfboard.

- **Origin:** Japan
- **Style:** Carver
- **Starting board:** ZX-19



## **ARNOLD (UNLOCKABLE)**

Arnold is a small and cute surfer, but you shouldn't judge a book by its cover...

- **Origin:** Pen Gu Island
- **Style:** Acrobat
- **Starting board:** Cutie Baby



## **TANK (UNLOCKABLE)**

Tank is the current nine-time surf champion. He has lots of brawn and is willing to use it against anyone who stands between him and victory!

- **Origin:** Pen Gu Island
- **Style:** Brawler
- **Starting board:** Reggie Special



## **GEEK (UNLOCKABLE)**

The geek might be an out-of-shape recluse, but he has the heart of a champion and the skills to prove it.

- **Origin:** Pen Gu Island
- **Style:** Soul surfer
- **Starting board:** Barnacle Board



## **BIG Z (UNLOCKABLE)**

The greatest surfer of all time, Big Z is both a legend and a mystery in the surf community.

- **Origin:** Pen Gu Island
- **Style:** Soul surfer
- **Starting board:** Z Old Board



## **SECRET SURFER (UNLOCKABLE)**

This scrawny fast-talker is making his first appearance in the Reggie Belafonte Big Z Memorial Surf-Off.

- **Origin:** Timberline
- **Style:** Brawler
- **Starting board:** Tree Hugger

# GAME SCREEN

Selected character

Total points accumulated in the map

Points objective to accomplish



Number of surf idols collected

Balance meter (when grinding)

Number of gates passed through

Current points (added to the total points after a successful landing or end of grind)

Energy bar:

- Use the speed boost to gain speed, break obstacles, and get rid of opponents.
- Activates the Stoke mode when filled, allowing you to perform stoke tricks.

# SURFING

Follow these tips and you'll be surfing in no time!

## GAINING SPEED

- Slaloming on the wave makes you gain speed! If you leave the wave, you'll go slower.

## TRICKS

- To perform tricks, jump off the wave or a ramp and gain points and energy.
- Make sure you finish your trick before landing – otherwise, you'll lose all your points.

## FREESTYLE TRICKS

- Freestyle tricks are launched with the **R**, giving you full control of your surfer's rotation.

## GRINDS AND FLOATERS

- To grind, land on a specific object such as a grind rail or trees.
- Once you start grinding, you have to keep your balance using the **L**. Keep your eyes on the balance meter!
- To perform a floater, pull and hold the **LT** near the wave's lip.

## SPEED BOOST

- Use energy from the energy bar to launch the speed boost by pulling and holding the **RT**. If your energy bar is full, the speed boost will last longer.
- Use the speed boost to break objects and bump other surfers to gain extra points!



## STOKE MODE

- When your energy bar is full, you can also enter Stoke mode by pressing the **Y** button to perform stoke tricks.
- Stoke tricks have greater air time and faster execution and provide additional points.

## COMPLETING OBJECTIVES

- Each surfing spot has unique objectives. Completing them lets you progress in the championship. They may also give you rewards!

## TUBES

- In some surf levels you will encounter tubes. Try to stay in the middle of them and avoid obstacles.
- Using the Stoke mode in a tube will enable you to perform super moves.




## SURFER AND BOARD SELECTION

Select the Character Selection and Board Selection icons on the World Map to change and customize your surfer and board.

### SURFER SELECTION

Choose from available surfers or change the surfer you're playing. To customize your character, press the **X** button.



## SURFER CUSTOMIZATION

Turn on or off the custom item for the associated body part.


- Back
- Head
- Arm
- Wrist



## BOARD SELECTION

Choose your board from the list of available ones.


If your board is customizable, press the **X** button to change its appearance.



## BOARD CUSTOMIZATION

Choose a color and pattern for your board.

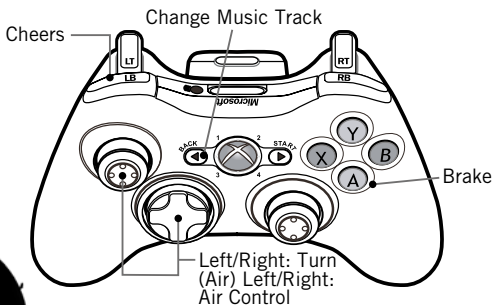
- **Select base color:** Choose the main color of the board.
- **Select pattern:** Choose the pattern that will go over the board's base color.
- **Select pattern color:** Choose the pattern's color.



## LEAF SLIDING (UNLOCKABLE)

If you need a change of pace, why not try one of the leaf slides? Slide down the lava-made tunnels inside the volcano as fast as you can without falling off the track.

- Use the **L** to steer while sliding down.
- Use the **A** button to brake.



# ITEMS AND COLLECTIBLES

**Trophies:** Collecting trophies is the main objective of the game. They will allow you to unlock new maps.



**Shells:** Shells represent optional objectives. They will unlock boards if the surfer goes through a number of gates in the level or beats the level's high score.



**Gates:** Gates are arch-like structures filled with an eerie light. Go through them to complete objectives or to get 500 extra points.



**Billboards, thin ice walls, and other fragile objects:** You can use your speed boost to break these objects and get 1,000 extra points.

**Bonus objects:** These bonus objects will multiply the points you earn for completing tricks.

- **Yellow object:** Multiplies your points by 5.
- **Purple object:** Multiplies your points by 3.
- **Green object:** Multiplies your points by 2.



**Surf idols:** There are 100 surf idols in the game. Collect them to unlock leaf slide levels, art, and videos.



**Energy boost:** Grab this lightning bolt to fill your energy gauge to 100%.



**Clock bonus:** Leaf-slide bonus that stops the timer for a few seconds.



## MULTIPLAYER

This mode is available for four players. Choose Multiplayer from the Main Menu to play alone versus an opponent or challenge friends in a Split-Screen surfing face-off! Whoever scores the most points wins!

- **Choose Level:** Choose the surf spot where you want to compete.

## EXTRAS

Visit the Extras section to access additional *Surf's Up*<sup>™</sup> material such as unlocked artwork and movie clips from the *Surf's Up*<sup>™</sup> movie and cheat codes.

# Register this game now and stay in the know!

It's simple: Go to [www.ubireg.com](http://www.ubireg.com) and register your product, and you will receive a coupon code good for 10% off your next purchase at the Ubisoft online store. You can also get exclusive game updates, participate in surveys, and win cool prizes! Look for the details on [www.ubi.com](http://www.ubi.com)!

Thanks,  
The Ubisoft Team

Surf's Up™  
Proof-of-Purchase



Surf's Up: TM & © 2007 Sony Pictures Animation Inc. All rights reserved.  
Game Software excluding Sony Elements: © 2007 Ubisoft Entertainment. All rights reserved. Ubisoft, Ubi.com, and the Ubisoft logo are trademarks of Ubisoft Entertainment in the U.S. and/or other countries.



**SONY  
PICTURES**

**CONSUMER  
PRODUCTS**

**COLUMBIA  
PICTURES**

© 2007 COLUMBIA PICTURES INDUSTRIES, INC. ALL RIGHTS RESERVED.



**SONY PICTURES**

**animation**

20



**FREE SCOOP OF ICE CREAM  
ON YOUR BIRTHDAY!**



**BR**  
baskin  
robbins™

**birthday  
club**

because everyone loves ice cream.

[www.BaskinRobbins.com](http://www.BaskinRobbins.com)

© 2007 BR IP Holder, LLC. All rights reserved. Offer good for 2.5 oz. scoop



# NOTES

# NOTES



## WARRANTY

Ubisoft warrants to the original purchaser of its products that the products will be free from defects in materials and workmanship for a period of ninety (90) days from the date of purchase. Ubisoft products are sold "as is," without any expressed or implied warranties of any kind, and Ubisoft is not liable for any losses or damages of any kind resulting from use of its products. Ubisoft agrees for a period of ninety (90) days to either replace defective product free of charge provided you return the defective item with dated proof of purchase to the store from which the product was originally purchased or repair or replace the defective product at its option free of charge, when accompanied with a proof of purchase and sent to our offices postage prepaid. This warranty is not applicable to normal wear and tear, and shall be void if the defect in the product is found to be as a result of abuse, unreasonable use, mistreatment, or neglect of the product.

### LIMITATIONS

This warranty is in lieu of all other warranties and no other representations or claims of any nature shall be binding on, or obligate Ubisoft. Any implied warranties applicable to Ubisoft products, including warranties of merchantability and fitness for a particular purpose, are limited to the ninety (90) day period described above. In no event will Ubisoft be liable for any special, incidental, or consequential damages resulting from possession, use, or malfunction of Ubisoft products. Some states do not allow limitations as to how long an implied warranty lasts and/or exclusions or limitations of incidental or consequential damages. So the above limitations and/or exclusions of liability may not apply to you. This warranty gives you specific rights, and you may also have other rights that vary from state to state.

### NOTICE

Ubisoft reserves the right to make improvements in its products at any time and without notice.

### REFUNDS

Ubisoft cannot provide refunds or otherwise process returns for credit of any kind other than an identical product replacement. Any product refund request must occur at the place of purchase, as the individual retail outlets set their own refund policy. This policy covers identical product replacements only.

### PRODUCT/DOCUMENTATION REPLACEMENTS

Please contact a Ubisoft Technical Support Representative directly before sending your product to us. In many cases, a replacement is not the best solution. Our Support Representatives will help you determine if a replacement is necessary or available. You will need to first acquire an RMA (Return Materials Authorization) number to process your return or replacement. Without an RMA number from a Support Representative, your replacement request will not be processed.

#### IF WE DETERMINE A RETURN OR REPLACEMENT IS NECESSARY:

**Within the 90-Day Warranty Period:** Please return the product (media only) along with a copy of the original sales receipt, showing the date of purchase, a brief description of the difficulty you are experiencing including your name, address (no P.O. boxes) and phone number to the address below. If the product was damaged through misuse or accident (cracks, scratches), or if you do not have a dated sales receipt, then this 90-day warranty is rendered void and you will need to follow the instructions for returns after the 90-day warranty period.

**After the 90-Day Warranty Period:** Please return the product (media only) along with a check or money order for the amount corresponding to your product (see replacement fees below) made payable to Ubisoft, a brief description of the difficulty you are experiencing, including your name, address (no PO boxes), RMA number, and phone number to the address below.

#### REPLACEMENT FEES

Our most recent replacement fee schedule is available online. Please visit <http://support.ubi.com> for an updated price list.

#### WARRANTY ADDRESS AND CONTACT INFORMATION

Phone: 919-460-9778

Hours: 9am-9pm (EST), M-F

Address: Ubisoft Support  
3200 Gateway Centre Blvd.  
Suite 100  
Morrisville, NC 27560

Please use a traceable delivery method when sending products to Ubisoft.

To order Ubisoft products in the United States, please call toll free 888-824-7038.